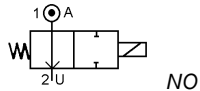


Media: air – water – light oil - vacuum
 Pressure range: 0 to 25 Bar max
 Media temperature: 180°C max
 Ambient temperature: -10° to +35°C
 Media viscosity: 50 centistokes max
 Mounting: Coil Upright only
 Opening 1 sec max, closing 0.5 sec max



2/2 Stainless Steel



DN15 – DN50
 NORMALLY OPEN
 2 WAY DIRECT ACTING
 0 – 25 Bar
 TYPE NO860SS



PRESSURE

Ø Port PN40	Ø Orifice (mm)	Flow Kv Ltr/ min	Coil Size	Pressure Rating (Bar)		Seals	Max Media Temp °C	Part Number
				Min	Max			
DN15	15	117	2	0	25	EPDM FKM	130 130	NO860B15V2F3E + voltage NO860B15V2F3F + voltage
DN20	20	150	2	0	20	EPDM FKM	130 130	NO860B20V2F3E + voltage NO860B20V2F3F + voltage
DN25	25	200	2	0	15	EPDM FKM	130 130	NO860B25V2F3E + voltage NO860B25V2F3F + voltage
DN32	32	300	2	0	25	EPDM FKM	130 130	NO860B32V2F3E + voltage NO860B32V2F3F + voltage
DN40	40	433	2	0	20	EPDM FKM	130 130	NO860B40V2F3E + voltage NO860B40V2F3F + voltage
DN50	50	633	2	0	15	EPDM FKM	130 130	NO860B50V2F3E + voltage NO860B50V2F3F + voltage

OPTIONS

PTFE seals
 ATEX Coil: EExemII T4 II ATEX 2G & 2D IP65 T 130°C (Coil size 2) (ΔP reduced by 20%) 
 Open or Closed E1 and Open + Closed Electrical Position Switches E2
 Open + Closed Electrical Position Switches EX2 ATEX 
 Other options and larger sizes available upon request

ELECTRICAL DATA

Voltage (-10% + 5%) Continuous duty 100%	Coil Size	Power Consumption	Insulation class	Enclosure	Electrical connections
= 24 (DC) + 24 – 110 - 230 (Rectified)	2	60 Watts (70mm)	F 155°C	IP 65 with connector	3 spades DIN 43650 DIN 40050 VDE 0110

CONSTRUCTION

Body: Stainless Steel 304 (AISI 1.4305)
 Tube and internal parts: Stainless steel
 Seals and gaskets: (Optional EPDM or FKM)
 Moulded coil: Resin

REPAIR KIT

Coil	Coil size 2 + voltage
Armature	SP +Valve Part Number + ARMATURE

OVERALL DIMENSIONS

DN	L	H	D	K	Z	b
15	130	165	95	65	4 X	14
20	150	170	105	75	Ø	16
25	160	175	115	85	14	16
32	180	205	140	100	4 X	18
40	200	215	150	110	Ø	18
50	230	230	165	125	18	20

